

AUG 26 2002
97, 0190 A29

100 FERC ¶ 62,137

UNITED STATES OF AMERICA
FEDERAL ENERGY REGULATORY COMMISSION

City of Summersville

Project No. 10813-060

ORDER APPROVING REVISED EXHIBIT F DRAWINGS

(Issued August 22, 2002)

On February 5 and subsequently on August 14, 2002, Gauley River Power Partners, L.P., on behalf of the City of Summersville, licensee for the Summersville Hydroelectric Project, FERC No. 10813, filed revised Exhibit F drawings for Commission approval. This filing is in compliance with Article of 315 of the license.¹ The project is located on the Gaultey River in Fayette and Nicholas counties, West Virginia.

The revised exhibit F-1 drawing shows the arrangement of project site, and drawings F-2 and F-3 depict powerhouse sections. Our review found that the revised drawings adequately show the authorized project features, which conform to the Commission's rules and regulations. This order approves the revised exhibit F drawings. Ordering paragraph (C) requires the filing of apertures cards of the approved drawings.

The Director orders:

(A) The following drawings are approved and made part of the license:

Exhibit No.	FERC No.	Drawing Title	Superseding
F-1	10813-26	Site Arrangement	10813-8
F-2	10813-27	Embedded Piping - Section 6	10813-9
F-3	10813-28	Plant Arrangement - Powerhouse Section	10813-10

(B) The superseded exhibit drawings are eliminated from the license.

(C) Within 90 days of the date of issuance of this order, the licensee shall file three original sets of aperture cards of the approved drawings. The aperture cards should

¹60 FERC ¶61,291, Order Issuing License, September 25, 1992.

Project No. 10813-060

-2-

be reproduced on silver or gelatin 35 mm microfilm. All microfilm should be mounted on Type D (3 1/4" x 7 3/8") aperture cards.

Prior to microfilming, the FERC Drawing Number (10813-26, -27 and -28) shall be shown in the margin below the title block of the approved drawing. After mounting, the FERC Drawing Number should be typed on the upper right corner of each aperture card. Additionally, the Project Number, FERC Exhibit (F-1, F-2, and F-3), Drawing Title, and date of this order should be typed on the upper left corner of each aperture card. See Figure 1.

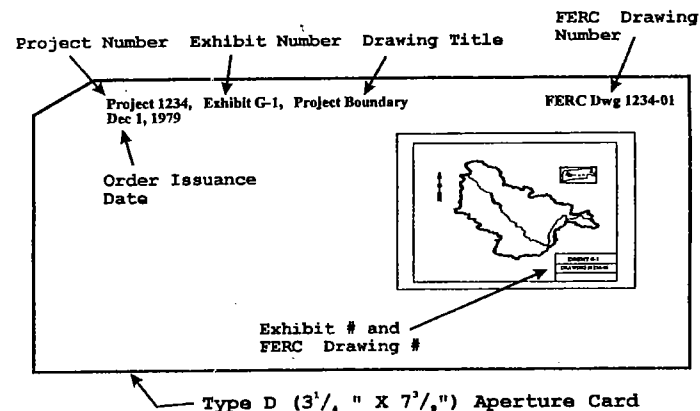


Figure 1. Sample Aperture Card Format

Two original sets of aperture cards should be filed with the Secretary of the Commission. The remaining set should be filed with the Commission's New York Regional Office.

GAULEY RIVER POWER PARTNERS, L.P.

97.0190 429

General Partner:
Gauley River Management Corp.

SUMMERSVILLE HYDROELECTRIC PROJECT FERC LICENSE 10813-WV REVISED EXHIBIT F DRAWINGS

August 9, 2002

Mr. David Boergers, Secretary
Federal Energy Regulatory Commission ED-21
888 First Street, N.E.
Washington D.C. 20426

RE: Docket No. P-10813-060

Dear Secretary Boergers:

Pursuant to a request by Mr. Hong S. Tung of the Office of Energy Project/DHAC, Gauley River Power Partners, L.P. on behalf of the City of Summersville, hereby submits 6 copies of the revised Exhibit F-1 and F-3 drawings. Please contact me at 802-772-6777 if you should have any questions.

Sincerely,

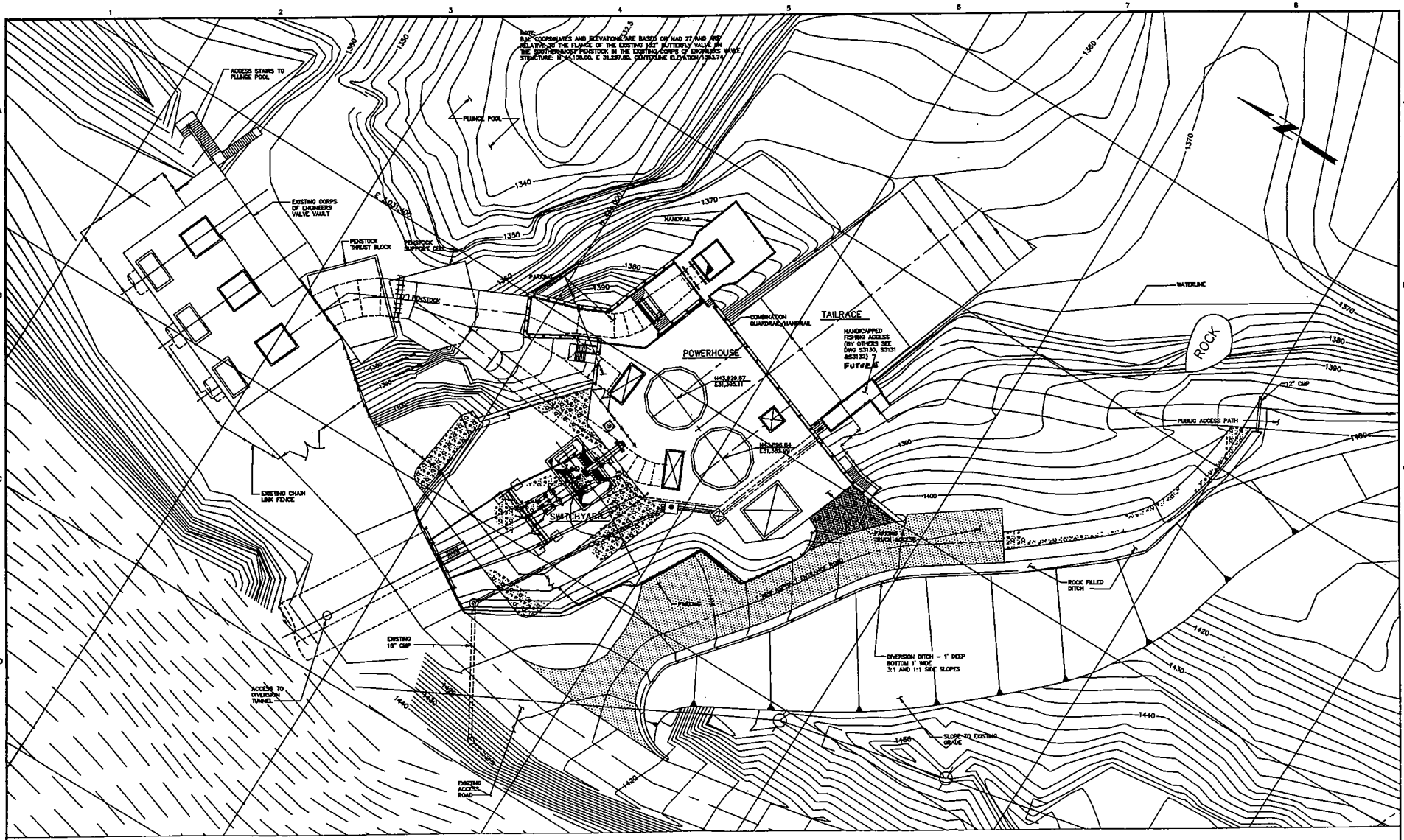


Bruce M. Peacock
Managing Director – Asset Management for
Gauley River Management Corp.

Attachments

C: Mr. Anton Sidoti
Federal Energy Regulatory Commission – NYRO
19 West 34th Street, Suite 400
New York, NY 1001

Mr. Hong S. Tung
Federal Energy Regulatory Commission PJ-12.2
888 First Street, N.E.
Washington D.C. 20426



PLAN
1" = 20'-0"

D74375
D74376

NO	DATE	REVISIONS AND RECORD OF ISSUE	BY
3	10/19/01	CONFORMED TO CONSTRUCTION RECORDS	SAC
D2	8/16/00	GENERAL REVISIONS	FJH/DTW/SR
D1	9/3/99	ADDED FENCE & MISCELLANEOUS	DTW/GW/SR
D	5/28/99	ISSUED FOR CONSTRUCTION	DTW/GW/SR

BLACK & VEATCH

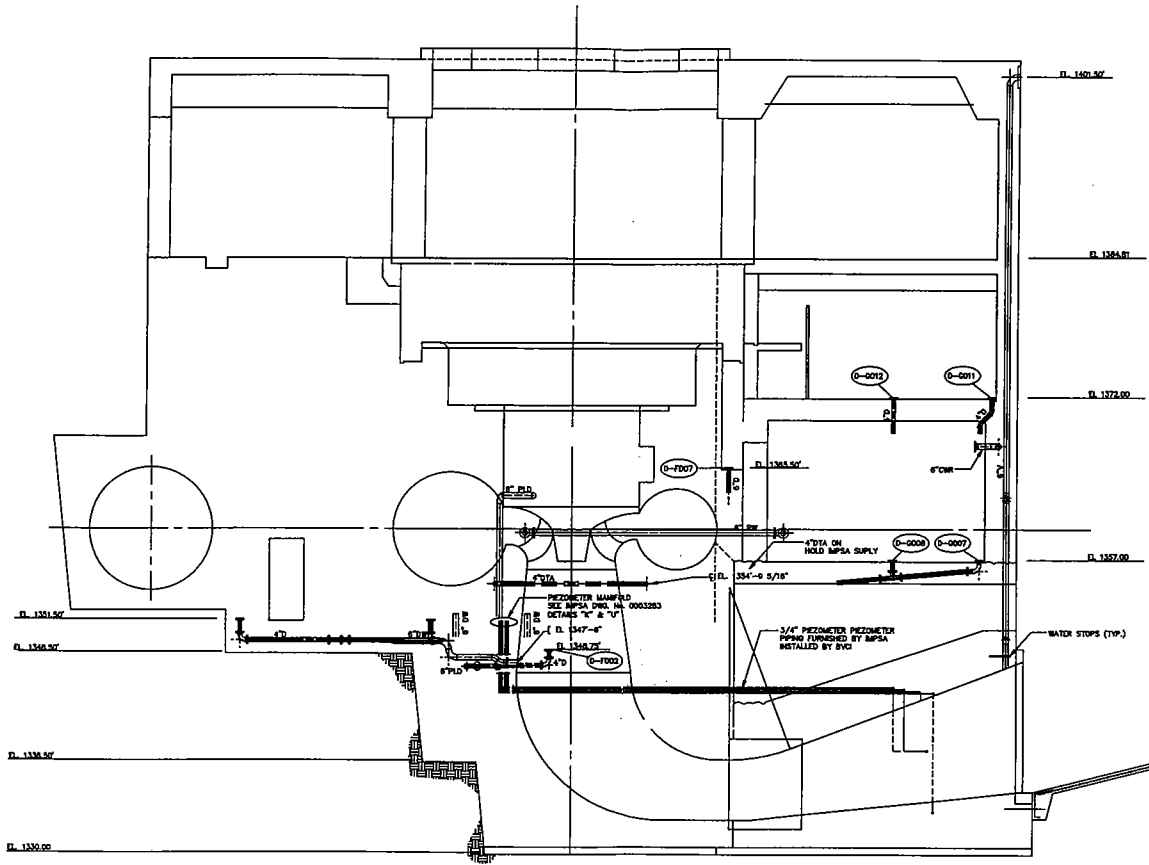
OWNER: DTW
DATE: 1/24/01
CHECKED: DTW
DATE: 5/28/99

GAULEY RIVER POWER PARTNERS
SUMMERSVILLE HYDROELECTRIC PROJECT

PROJECT	DRAWING NUMBER	REV
FERC DWG# 10813-6		1
SITE ARRANGEMENT		
EXHIBIT F-1		

1 2 3 4 5 6 7 8

PD74375
 074375
 IN THE ZIP CODE 74375-9000-0001 AS SHOWN



SECTION 6
3/8" = 1'-0"

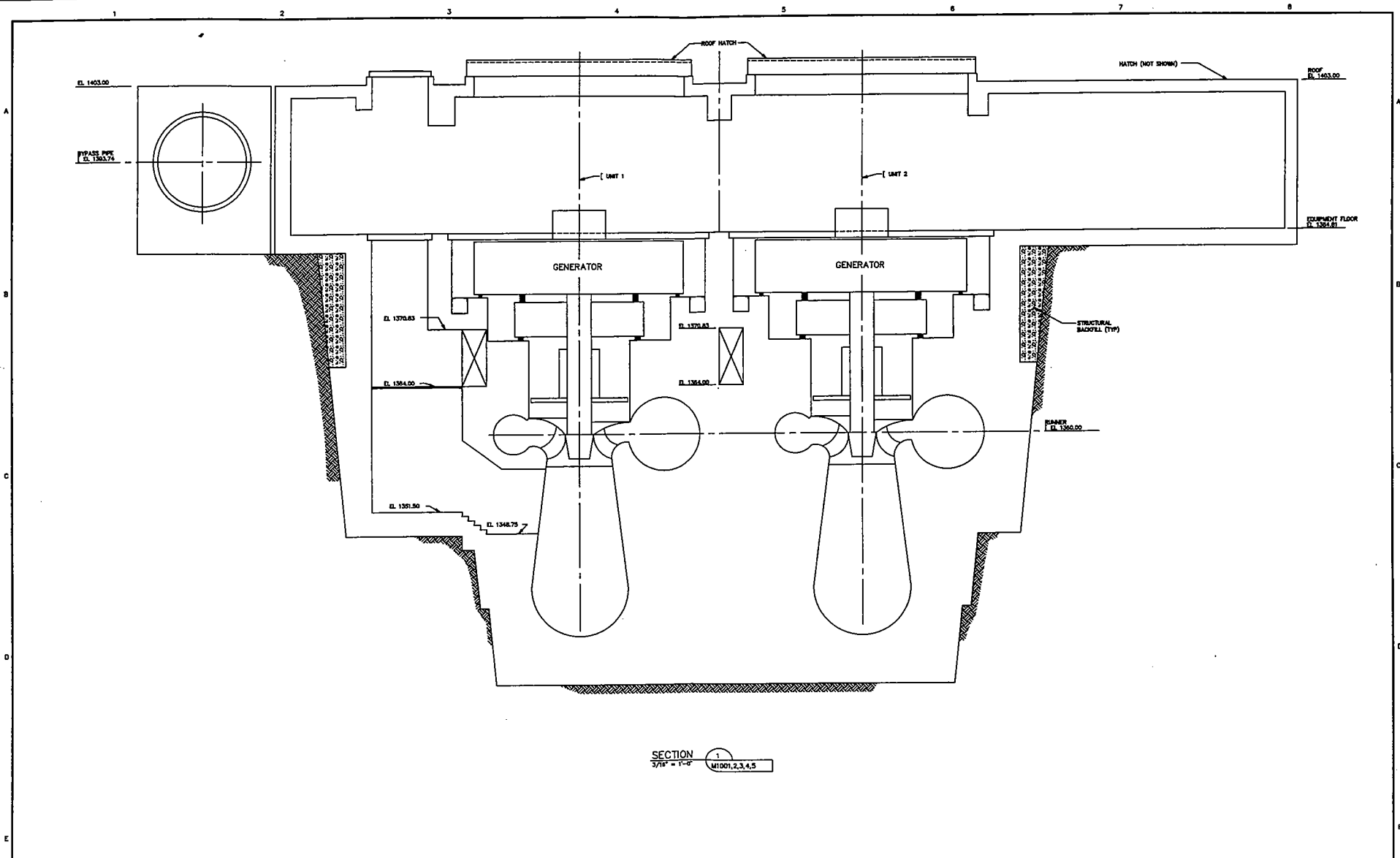
- NOTES:**
1. REFER TO DRAWING 43001 FOR SYMBOLS, ABBREVIATIONS, MATERIALS AND EQUIPMENT AND PIPING INSTALLATION REQUIREMENTS.
 2. SEE BPSA DRAWINGS 0003283, 0003284 AND 0003285 FOR REFERENCE AND DETAILS.
 3. 3/4" DIA. S.S. PIEZOMETER PIPING FURNISHED BY BPSA. INSTALLATION BY BVCL.
 4. 2" HD AND 2" FLD PIPING FURNISHED BY BPSA. INSTALLATION BY BVCL.

NO.	DATE	REVISIONS AND RECORD OF ISSUE	BY
1	10/19/01	CONFORMED TO CONSTRUCTION RECORDS	JDC
0	6/11/99	ISSUED FOR CONSTRUCTION	JDC
A	3/25/99	ISSUED FOR DISTRIBUTION	JDC

PD74375
 074375

94375-004-45017-A0009499 06/11/99 13.56.31 ADD-14.01h

BLACK & VEATCH		GAULEY RIVER POWER PARTNERS SUMMERVILLE HYDROELECTRIC PROJECT	PROJECT FERC DWG# 10813-27	DRAWING NUMBER 10813-27	REV 1
DESIGNED JDC	DRAWN JDC	EMBEDDED PIPING SECTION 6		EXHIBIT F-2	
CHECKED DVA/99	DATE 07/1/99				



SECTION 1
3/16" = 1'-0" M1001,2,3,4,5

NO	DATE	REVISIONS AND RECORD OF ISSUE	BY
D	10/19/01	CONFORMED TO CONSTRUCTION RECORDS	SAC
C	3/25/99	DESIGN UPDATE	WGE
B	3/1/99	DESIGN UPDATE	WGE
A	1/11/99	ISSUED TO IMPSA & PENSTOCK SUPPLIERS	WGE

BLACK & VEATCH DESIGNER DATE	GAULEY RIVER POWER PARTNERS SUMMERSVILLE HYDROELECTRIC PROJECT PLANT ARRANGEMENT - POWERHOUSE SECTION	PROJECT	DRAWING NUMBER	REV
		FERC DWG 10813-B	EXHIBIT F-3	1

DWG 10813-B